

EDMONTON STAMP CLUB

BULLETIN

Volume 113, Number 3, March 2024

ISSN: 0046-1318

Mailing address: P.O. Box 399, Edmonton AB T5J 2J6


Website: <http://www.edmontonstampclub.ca>



Regular meetings

St. Joseph High School Cafeteria, 10830 - 109 Street, 6:00 pm

Check Page 12 for meeting dates



The Edmonton Stamp Club dates back to 1912. The Club is Life Chapter #6 of the Royal Philatelic Society of Canada and Chapter #680 of the American Philatelic Society. **The editor welcomes communications of all kinds – letters, comments, and articles.**

These may be forwarded to John-Paul Himka, Edmonton Stamp Club, Box 399, Edmonton, Alberta, T5J 2J6, or click “contact” on our website (edmontonstampclub.ca) or email to jhimka@ualberta.ca.

2023 - 2024 Board of Directors


Area code 780 (unless otherwise noted)

Wissink, Barend	President	922-5019	wissink@mcsnet.ca
	(webmaster contact)		
Dykstra, Ed	Vice President	587-341-0804	eddykstra@shaw.ca
Hewitt, Bob	Treasurer	466-0173	bobhewitt56@gmail.com
Stein, Warren	Secretary & Archivist	463-9881	warren.stein@worleyparsons.com
Tauber, Fred	Membership	469-3034	fxtauber@shaw.ca
Pacey, Jeff	Director	989-3491	jpacey@telus.net
Spencer, Keith	Director	437-1787	keithrspencer41@gmail.com
	(NWFSC, RPSC liaison)		
Hetke, Dave	Director	909-3974	davehetke@yahoo.com
Fast, Malcom	Director	966-2812	mfast@beyondnumbers.ca
Pattison, Dave	Director	914-7742	pattisond@ymail.com
Himka, John-Paul	Director, <i>Bulletin</i> Editor	695-7903	jhimka@ualberta.ca
Heibert, Brian	Director	977-7337	BDH.ENT01@gmail.com
Sheena, Arif	Director		arifsheena@hotmail.com
Boyce, Mark	Director	913-3474	boyce@ualberta.ca
Friedenthal, Steven	Director	721-3669	stevenfr1@telus.net

Lockau, Jim	Past President	467-4825	russiancollection1975@gmail.com
Kuester, Peter	Circuits Manager	451-0520	peju@shaw.ca

Advertising rate schedule: Full page \$30, half page \$18. Nonmembers, \$1.00 per line up to 5 lines. Ten issue discount 20%. Five issue discount 10%. Members, free, up to 5 lines. Contact Fred Tauber at fxtauber@shaw.ca or Edmonton Stamp Club by mail.

VICE-PRESIDENT'S MESSAGE



Hello all!

Firstly, we are grateful that Barend Wissink, our president, is at home recovering from surgery for esophagus cancer. It is always a big deal to beat this dreadful disease. Let's keep him and his family in mind and in our prayers. We hope that he will be able to join us soon.

As we live with another rebound from Winter, we will probably stay focused on stamps instead of golf or gardening. With the spring show approaching, we will need volunteers to help set up and take down exhibit frames and dealer tables. The sign-up sheets have been available since the last meeting in February. We seem to be off to a good start. I hope you are all able to make it to the show.

The Edmonton Food Bank is also involved, and a representative of the Food Bank will be present at the show's opening ceremony. This is good exposure for the club, and good for the Food Bank, which is under a lot of pressure to supply an unusually large demand. So please remember to bring some nonperishable food to the show.

Let's hope that the city gives its striking workers what they need and that the workers accept the offer. The staff at the Central Lions Rec Centre are the best. Ela Ero Cafeteria serves very good food as well! We have a great facility! Maybe say a few words of encouragement when you see them going about their business, looking after things at the show.

Two more meetings before showtime! See you all there.

Best regards,

Ed Dykstra,

Vice Pres filling in for Barend

PS: We are saddened to hear that Robert Schutte has passed away. He was our president for several years.

Edmonton Stamp Club 2024 Spring National Stamp Show



23-24 March 2024

Saturday 10-5, Sunday 10-4

Central Lions Recreation Centre

- Stamp dealers from across Western Canada
- Competitive exhibits, stamp circuit books
 - Door prizes, junior table
 - Food Bank donations box
 - *Free stamp evaluations*
- For further information: www.edmontonstampclub.ca

This year's show theme:

150th anniversary of the Universal Postal Union



Queen Elizabeth II – A Tribute in Canadian Definitives: Part 6

Tony Doughty

The Hatless Queen - Unitrade 2888



The stamp was released by Canada Post on 11 January 2016 and was designed by Steven Slipp. For the first time in this series, Lowe-Martin printed the stamps. Tullis Russell Coatings paper was used to produce these booklets. Like the previous stamp, this stamp includes microprinting on the face

(can you find it?) and both vertical and inverted underprinting on the gum-side of the stamp. The stamps are serpentine die-cut 13.50 x 13.80. The photograph was taken by David Bailey to commemorate the Queen's 88th birthday.

The stamp shows the Queen not wearing a coronet of state or a hat of well dressed society and is the first informal stamp not showing the Queen in outdoor wear.

The copyright date has been moved into the design of the stamp and now appears on the Queen's left shoulder. Microprinting is once again used in the tagging frame but this time displaying a crown icon over the EIIR symbol (previously used only on the first Karsh and first Wilding stamp series). A lone Corgi also appears, not quite centrally, only on the bottom tagging frame of each stamp.

The Corgi puppies also appear on the stamp booklet in the printer's inscription, indicating that the black and white monochrome stamp booklet was actually printed using four colors. This is the first time the printer's inscription on Queen Elizabeth II booklets have shown anything other than the circular dot icons as demonstrated under the happy pair of stamps in part 3.



The Queen Wearing a Purple Hat - Unitrade 3137



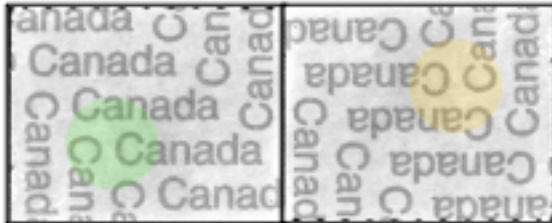
This last definitive stamp in the Queen Elizabeth era stamp was released by Canada Post on 14 January 2019 and was again designed by Steven Slipp. The photograph was taken by Chris Jackson of Getty Images. For the first time in this informal definitive series, the stamp is oriented horizontally. Lowe-Martin printed the stamps using Tullis Russell Coatings paper. The tagging appears to be only 3mm wide between stamps, and includes three rows of microprinted icons only in the top and bottom edges of the stamp. Each row of microprinting consists of contiguous icons of a crown above the customary EIIR symbol followed by a maple leaf. On each stamp, all but one of the maple leaves are printed in outline, one maple leaf – slightly to the left of the “P” denomination and only in the top of the three adjacent rows of microprinting – being shaded dark internally.

Maple leaves abound in this stamp booklet – in the design of the stamp, in the printer’s inscription and in the tagging. The printer’s icons show five maple leaves to indicate the booklet was printed using five colors.



The blue background to the left of the Queen’s image consists of a series of pale blue maple leaves extending from the top left corner above the Queen’s hat to immediately above CANADA. The leaves are arranged in a symmetry using slightly left, right, or vertical leaf orientations. Further, the stem of each leaf appears to be randomly either long or short.

Like the previous stamp, one issue of this stamp includes underprinting, either vertical or inverted, on the gum-side of the stamp. There was also a printing omitting the underprinting from the stamps.



No microprinting is incorporated into the stamp's design.

The blue background to the left of the Queen's image consists of a series of pale blue maple leaves extending from the top left corner above the Queen's hat to immediately above CANADA. The leaves are arranged in a symmetry of slightly left, right, or vertical leaf orientations. Further, the stem of each leaf appears to be randomly either long or short.

The copyright date has been moved from outside the stamp picture in the tagging frame, to an internal component of the stamp picture adjacent and to the left of the Queen's hat and printed over the pale blue maple leaves.

In Conclusion

Many other commemorative stamps have been produced by Canada Post during the Elizabethan era of philately, but this tribute is limited to the definitive stamps, showing how Canada Post shifted from contiguous definitive series to a progression of stamp denominations with duplicate pictures and on to independent illustrations on progressive denominations.

My tribute to Queen Elizabeth II on definitive stamps has revealed a multitude of technological developments in Canadian stamp design and production. First, the historical record demonstrates the Queen's transition from the heavy burdens of state imposed on a young Queen, through to Her more relaxed, carefree attitude in latter years.

Second, the technological analysis demonstrates the many developments in printing capabilities. From the monotone engraving in the early years, to combined engraving and photogravure in middle years, through to the use of multicoloured lithography in latter years.

The introduction of tagging also saw a multitude of changes, from untagged stamps in the early years through the variety of Winnipeg tagging, OP2 and OP4 tagging inks, general GT2 to GT4 tagging in the middle years, and on to microprinted tagging in the latter years.

Improved quality of printing processes during the Queen's protracted reign also permitted the introduction of microprinting in the design of a stamp.

Security concerns saw the introduction of underprinting on stamps. The introduction of serpentine die-cutting fenestrations heralded the demise of a philatelist's ability to collect stamps in multiple blocks.

The use of printer's inscriptions on booklet stamps first occurred during the Elizabethan era. The Queen Elizabeth stamp booklets originally adopted the circular dot colour icons and were slow in adopting decorative icons. Only the last two Queen Elizabeth II definitive booklets deviated from the circular dot norm to Corgis and maple leaves.

Unfortunately, the transition from lick-and-stick to self adhesive stamps during the Elizabethan era has heralded the rise of waste paper in stamp production. More than twice the stamp area of a booklet is discarded as waste after the stamps are used.

Modern stamps are artifacts of beauty and technological marvels. Philately can be fun, rewarding and educational, so keep on collecting – the joys are almost endless.

*

StampEd is a new digital magazine for the next generation of stamp collectors, powered by the American Philatelic Society. A modern outlook on a traditional hobby. Check it out:

<https://stamped.pub/>

Canadian Stamp Puzzles - Gambit

By Tony Doughty

Gambit - Puzzle

Ignore the denomination of the stamps and assign an identical value between 3 and 8 to each of the identical stamps shown in the grid below, so that your assigned values of the stamps in each row, column and diagonal totals those values indicated in the adjacent cells.

27	16	6	19	31	
	↘	↘	↘	↙	↙
14	↘	↘	↘	↘	← 21
15	↘	↘	↘	↘	← 22
19	↗	↗	↗	↗	← 24
19	↗	↗	↗	↗	← 26
31	↗	↑	↑	↑	↑
		26	27	18	22
					↖ 27

Attempted robbery. On 21 February at Hamilton’s Imperial Coin and Stamp Company. Owner Ed Agopian told *Canadian Coin News* the incident occurred as he was closing his 227 King St. E. business for the day. “This man walked into my store at 4:55 p.m. and I told him I was closing. All of a sudden, he launched toward me and told me to ‘give me all of your money.’ You know what he got? Nilch.”


Winners from Our 26 February Meeting



Ken Kluchky won a door-prize stock book.



Fred Tauber won \$23.50 in the 50/50 draw



Thursday, March 7th
6 PM ET - 11PM BST
"The Evolution of the Unitrade Catalogue"
with Robin Harris

To register:

https://us02web.zoom.us/webinar/register/1417045566549/WN_inRtpP6aQby5xij_TMajCQ#/registration

Club member Mark Boyce: "This promises to be a very important webinar for the future of philately in Canada."

Canadian Stamp Puzzles - Gambit - Solution

By Tony Doughty



Edmonton Stamp Club, Edmonton Food Bank

Doug Hunter and David Pattison

giving(at)edmontonsfoodbank.com and pattisond(at)ymail.com

At the Edmonton Stamp Club Christmas dinner, 68 kg of food donations were collected for the Food Bank. In addition, the Food Bank received a \$50 donation from our club.

During the Holiday Season the Food Bank provided 16,974 individuals with a festive food hamper that included a turkey, ham or halal chicken.

Food Bank Purchases to 31 October 2023

Fuel: \$84,906.73

Eggs: \$403,798.50

Milk: \$125,014.82

Turkeys: \$194,300.94

Hams: \$178,753.70

Jars of Peanut Butter: 14,572

Jars for \$144,076.71

Juice Boxes: \$84,170.16

Soups: \$226,292.00

Beans: \$232,515.14

Diapers: \$11,386.12

Flour: \$65,120.00

Rice: \$89,926.34

Pasta: \$25,608.80

Pasta Sauce: \$101,686.88

Meeting Dates

The Edmonton Stamp Club meets Mondays at 6:00 p.m. in the cafeteria of St. Joseph High School, 10830-109 Street. Park to the north of the school and use the main entrance at the southeast corner of the school. For information about the club call 780-467-4825 or 780-437-1787.

2024

4 and 18 March – 8 and 22 April – 6 and 27 May

Dues are due on 30 June for the 2024-25 club year, \$30 individual, \$40 family.



<https://stamped.pub/>